




مركز الاعتماد  
و ضمان الجودة  
ACCREDITATION & QUALITY ASSURANCE CENTER




مركز الاعتماد و ضمان الجودة

**The University of Jordan**  
**Accreditation & Quality Assurance Center**

**COURSE Syllabus**

**Course Name**

Pathology 2 for dentistry



1	Course title	Pathology 2 for dentistry
2	Course number	0544312
3	Credit hours (theory,	3
	Contact hours ( practical)	None
4	Prerequisites/corequisites	Pathology 2
5	Program title	Doctor of dentistry
6	Program code	
7	Awarding institution	
8	Faculty	Medicine
9	Department	Histopathology, microbiology and forensic medicine.
10	Level of course	Third year dental students
11	Year of study and semester (s)	2 <sup>nd</sup> Semester 2010/2011
12	Final Qualification	
13	Other department (s) involved in teaching the course	None
14	Language of Instruction	English
15	Date of production/revision	2020

**16. Course Coordinator:**

*Office numbers, office hours, phone numbers, and email addresses should be listed.*

*Dr Heyam Awad, FRCPath.*

*Office hours: Monday and Wednesday 10-12*

*Email: h\_awad@ju.edu.jo*

**17. Other instructors:**

1. Fatima obidat

*Office hours : Sunday and Tuesday 11-12*

*Email: mhajjir@ju.edu.jo*

2. M Salihi

*Office hours: Sunday and Tuesday 11-12*

*Email:n.abushaheen@ju.edu.jo*

3. Dr K Battah


*Office hours Monday and Wednesday: 10-12*

*Email: kbattah@jmail.com*

4. Dr Tark Idely


*Office hours: Thursday 12-1*

*Email: tnaladily@ju.edu.jo*



**18. Course Description:**

This three credit hour course is mandatory for third-year dental students. The course is designed to introduce dental students to systematic pathology via covering the pathology of the head and neck, CNS, GI tract, Male and female genital systems as well as renal and musculoskeletal system.

**19. Course aims and outcomes:**

**- Aims:**

Diseases of body systems with special emphasis on those related to dental practice.


4) To link the pathophysiology of these disorders with the clinical manifestations.

5) To apply the knowledge of these diseases in dental practice and patients' managements plans.

**B- Intended Learning Outcomes (ILOs):** Upon successful completion of this course students will be able to ...

A. Knowledge and Understanding: Student is expected to

- A1- List causes of oral ulcers and differentiate them.
- A2- To know the pathophysiology of jaw cysts and their management.
- A3- To differentiate between major salivary gland tumors.
- A4- To know the causes and signs of oral tumors and how to manage them.
- A5- To understand stroke and its pathogenesis and clinical manifestations.
- A6- To know the causes of brain hemorrhage, either traumatic or natural causes.
- A7- To know the pathophysiology of brain edema.
- A8- To know the morphologic patterns of brain infarction.
- A9- To understand hydrocephalus and its pathogenesis.
- A10- To be introduced to major esophageal diseases including reflux esophagitis, eosinophilic esophagitis, Barrett's mucosa and esophageal tumors.
- A11- To be introduced to major gastric diseases including types of gastritis, peptic ulcer, gastric polyps and tumors.
- A12- To know about celiac disease pathogenesis and clinical manifestations.
- A13- To know the pathogenesis, complications and clinical features of inflammatory bowel disease.
- A14- To know about colorectal malignancy: causes, molecular basis, risk factors and management.
- A15- To understand the adenoma carcinoma sequence.
- A16- To know the pathogenesis of viral hepatitis and to differentiate between types of hepatic viruses.
- A17- know the definition cirrhosis and its pathogenesis.
- A18- To know the causes and clinical manifestations of common immune mediated liver diseases mainly autoimmune hepatitis, primary biliary cirrhosis and sclerosing cholangitis.
- A19- To know the types of diabetes and their pathogenesis.
- A20- To know the pathogenesis, complications and clinical manifestations of pancreatitis.
- A21- To know the types of testicular tumors and their treatment.
- A22- To know the pathogenesis and clinical manifestations of prostatic carcinoma.
- A23- To know the pathogenesis and clinical manifestations of urinary bladder transitional cell carcinoma.
- A24- To know the pathogenesis and clinical manifestations of cervical carcinoma.
- A25- To know the precursor lesions to cervical malignancy.
- A26- To know the definition and clinical importance of endometritis, endometriosis and adenomyosis.
- A27- To know the pathogenesis of endometrial hyperplasia and to understand its importance as a predisposing factor for carcinoma.
- A28- To know the pathogenesis of endometria adenocarcinoma.
- A29- To know the clinical manifestation of uterine leiomyoma.
- A30- To list major types of ovarian tumors.
- A31- To know the difference between fibroadenoma and phyllodes tumor.
- A32- To know different types of insitu brease carcinoma.
- A33- Know types of breast carcinoma.
- A34- To know the definition of different types of thyroiditis including, pathogenesis and clinical manifestations
- A35- To know the pathogenesis, causes and clinical manifestations of hyper and hypothyroidism.
- A36- To know the pathogenesis of Graves disease
- A37- To know the types of thyroid tumors including papillary carcinoma and follicular neoplasms.
- A38- To know causes of hyper and hypoparathyroidism



- A39- To know the pathogenesis and clinical manifestations of Cushing syndrome.  
 A40. To know the pathogenesis and clinical manifestations of Addison disease  
 A41. To know major types of bone diseases and their pathogenesis  
 A42. To know major types of bone diseases and their pathogenesis
- B. Intellectual Analytical and Cognitive Skills: Student is expected to  
 B1- Ability to the thee pathophysiology of diseases  
 B2- Ability to make approach to disease from clinical signs and symptoms  
 B3- Ability to differentiate diseases from each other  
 B4- Ability to integrate multiple morphologic findings to reach the correct diagnosis

## 20. Topic Outline and Schedule:

Topic	Week	Instructor	Achieved ILOs	Evaluation Methods	Reference
Head and neck	1	Dr H Awad	A1-A4, B1-5	exam	Robbins basic pathology
CNS	2, 3	Dr H Awad	A5- A9, B1-5	exam	Robbins basic patholog
GI , liver and pancreas	4, 5, 6	Dr M Salihi	A10- A20 B1-5,	exam	Robbins basic patholog
Male genital tract	7	Dr M Hajjir	A21- A23., B1-5	exam	Robbins basic patholog
Female geital tract	8, 9	Dr M Hajjir	A24-A30, B1-5	exam	Robbins basic patholog
breast	10	Dr M Hajjir	A31-33, B1-5	exam	Robbins basic patholog
Endocrine	11, 12	Dr K Battah	A34-40, B1-5	exam	Robbins basic patholog
Musculoskeletal	13	Dr T Adily	A41-A 42, B1- B5	exam	Robbins basic patholog

## 21. Teaching Methods and Assignments:


Development of ILOs is promoted through the following teaching and learning methods:

Lectures.  
 Exams

## 22. Evaluation Methods and Course Requirements:

Opportunities to demonstrate achievement of the ILOs are provided through the following assessment methods and requirements:

Two exams: midterm and final  
 All MCQ style



**23. Course Policies:****A- Attendance policies:**

According to the faculty and university regulations.

**B- Absences from exams and handing in assignments on time:**

According to the faculty and university regulations

**C- Health and safety procedures:**

No issues related t safety

**D- Honesty policy regarding cheating, plagiarism, misbehavior:**

According to the faculty and university regulations

**E- Grading policy:**


According to the faculty and university regulations

**F- Available university services that support achievement in the course:****24. Required equipment:**

none

**25. References:****A- Required book (s), assigned reading and audio-visuals:**

Robbins Basic Pathology: 9th edition. Vinay Kumar, Abul k Abbas. Jon C Aster

**B- Recommended books, materials, and media:**

**26. Additional information:**

Name of Course Coordinator: --Dr Heyam Awad-----Signature: ----- Date: -----

-Head of curriculum committee/Department: ----- Signature: -----

Head of Department: ----- Signature: -----

Head of curriculum committee/Faculty: ----- Signature: -----

Dean: ----- Signature: -----

Copy to:  
Head of Department  
Assistant Dean for Quality Assurance  
Course File

